



MoE, National Institute Ranking | x +

nirfindia.org/2019/CollegeRankingALL.html

Gallery | Contact

 National Institutional Ranking Framework
Ministry of Education
Government of India



HOME ABOUT NIRF PARAMETERS DOCUMENTS RANKING NOTIFICATION/ADVT FAQs CONTACT

India Rankings 2019: Participated Institutes College

Institution list in alphabetical order

Show 100 entries

Search: manch

| Name | City | State |
|--|---------|-------------|
| Rayat Shikshan Sanstha's Annasaheb Awate Arts, Commerce, Hutatma Babu Genu Science College | Manchar | Maharashtra |

Showing 1 to 1 of 1 entries (filtered from 1,304 total entries)

Previous 1 Next

Home About NIRF Parameters Documents Ranking Notification/Advt Public Perception Contact

Copyright © 2017, National Institutional Ranking Framework (NIRF), MoE. All rights reserved.



National Institutional Ranking Framework
Ministry of Human Resource Development
Government of India
Welcome to Data Capturing System: COLLEGE

Submitted Institute Data for NIRF'2019'

Institute Name: Rayat Shikshan Sanstha's Annasaheb Awate Arts, Commerce, Hutatma Babu Genu Science College [IR-C-C-41221]

Sanctioned (Approved) Intake

| Academic Year | 2017-18 | 2016-17 | 2015-16 | 2014-15 | 2013-14 | 2012-13 |
|-------------------------|---------|---------|---------|---------|---------|---------|
| UG [3 Years Program(s)] | 2538 | 2538 | 2538 | - | - | - |
| PG [2 Year Program(s)] | 552 | 528 | - | - | - | - |

Total Actual Student Strength (Program(s) Offered by Your Institution)

| (All programs of all years) | No. of Male Students | No. of Female Students | Total Students | Within State (Including male & female) | Outside State (Including male & female) | Outside Country (Including male & female) | Economically Backward (Including male & female) | Socially Challenged (SC+ST+OBC including male & female) | No. of students receiving full tuition fee reimbursement from the State and Central Government | No. of students receiving full tuition fee reimbursement from Institution Funds | No. of students receiving full tuition fee reimbursement from the Private Bodies | No. of students who are not receiving full tuition fee reimbursement |
|-----------------------------|----------------------|------------------------|----------------|--|---|---|---|---|--|---|--|--|
| UG [3 Years Program(s)] | 2204 | 3028 | 5232 | 5231 | 1 | 0 | 3588 | 1644 | 2845 | 0 | 0 | 2387 |
| PG [2 Year Program(s)] | 231 | 338 | 569 | 569 | 0 | 0 | 392 | 177 | 181 | 0 | 0 | 388 |


Placement & Higher Studies

UG [3 Years Program(s)]: Placement & higher studies for previous 3 years

| Academic Year | No. of first year students intake in the year | No. of first year students admitted in the year | Academic Year | No. of students graduating in minimum stipulated time | No. of students placed | Median salary of placed graduates(Amount in Rs.) | No. of students selected for Higher Studies |
|---------------|---|---|---------------|---|------------------------|--|---|
| 2013-14 | 878 | 721 | 2015-16 | 282 | 82 | 60000(Sixty Thousand Only) | 22 |
| 2014-15 | 878 | 768 | 2016-17 | 228 | 85 | 64000(Sixty Four Thousand Only) | 24 |
| 2015-16 | 2538 | 819 | 2017-18 | 306 | 94 | 69000(Sixty Nine Thousand Only) | 29 |

PG [2 Years Program(s)]: Placement & higher studies for previous 3 years

| Academic Year | No. of first year students intake in the year | No. of first year students admitted in the year | Academic Year | No. of students graduating in minimum stipulated time | No. of students placed | Median salary of placed graduates(Amount in Rs.) | No. of students selected for Higher Studies |
|---------------|---|---|---------------|---|------------------------|--|---|
| 2014-15 | 504 | 104 | 2015-16 | 55 | 23 | 60000(Sixty Five Thousand Only) | 2 |
| 2015-16 | 504 | 98 | 2016-17 | 65 | 23 | 67000(Sixty Seven Thousand Only) | 3 |



| | | | | | | | |
|---------|-----|-----|---------|----|----|-----------------------------------|---|
| 2016-17 | 528 | 107 | 2017-18 | 85 | 27 | 72000 (Seventy Two Thousand Only) | 4 |
|---------|-----|-----|---------|----|----|-----------------------------------|---|

Financial Resources: Utilised Amount for the Capital expenditure for previous 3 years

| Academic Year | 2017-18 | 2016-17 | 2015-16 |
|---|---|---|---|
| | Utilised Amount | Utilised Amount | Utilised Amount |
| Annual Capital Expenditure on Academic Activities and Resources (excluding expenditure on buildings) | | | |
| Library | 153730 (One Lakh Fifty Three Thousand Seven Hundred thirty only) | 219517 (Two Lakh Nineteenth Thousand five hundred seventeenth) | 183173 (One Lakh eighty three thousand one hundred seventy three) |
| New Equipment for Laboratories | 1989298 (Nineteenth Lakh Eighty nine thousand two hundred ninety eight) | 1458128 (Fourteenth Lakh Fifty eight thousand one hundred twenty eight) | 839657 (Eight Lakh thirty Nine thousand Six hundred Fifty Seven) |
| Other expenditure on creation of Capital Assets (excluding expenditure on Land and Building) | 358982 (Three Lakh fifty eight thousand nine hundred eighty two) | 195250 (One Lakh ninety five thousand two hundred fifty) | 44271 (fourty four thousand two hundred seventy one) |

Financial Resources: Utilised Amount for the Operational expenditure for previous 3 years

| Academic Year | 2017-18 | 2016-17 | 2015-16 |
|--|---|--|--|
| | Utilised Amount | Utilised Amount | Utilised Amount |
| Annual Operational Expenditure | | | |
| Salaries (Teaching and Non Teaching staff) | 54630765 (Five Crore forty six Lakh thirty thousand seven hundred sixty five) | 57561868 (Five Crore seventy five lakh sixty one thousand eight hundred sixty eight) | 53731435 (Five Crore thirty Seven Lakh thirty one thousand four hundred thirty five) |
| Maintenance of Academic Infrastructure or consumables, other running expenditures etc.(excluding maintenance of hostels and allied services) | 9521979 (ninety Five Lakh Twenty one thousand nine hundred seventy nine) | 2743046 (Twenty seven Lakh fourty three thousand fourty six) | 2583509 (Twenty Five Lakh Eighty Three Thousand Five Hundred Nine) |
| Seminars/Conferences/Workshops | 61185 (Sixty one thousand one hundred eighty five) | 65037 (Sixty five thousand thirty seven) | 80450 (Eighty thousand four hundred fifty) |

PCS Facilities: Facilities of physically challenged students

| | |
|---|-------------------------------------|
| 1. Do your institution buildings have Lifts/Ramps? | Yes, more than 80% of the buildings |
| 2. Do your institution have provision for walking aids, including wheelchairs and transportation from one building to another for handicapped students? | No |
| 3. Do your institution buildings have specially designed toilets for handicapped students? | Yes, less than 40% of the buildings |

Faculty Details

| | |
|---|----|
| 1. How many faculty members of your institution have received highly reputed national/international awards/recognition from Central government agencies in the previous year (2017-18)? | 0. |
|---|----|

Faculty Details

| Sno | Name | Age | Designation | Gender | Qualification | Experience (in Months) | Is Associated Last Year | Currently working with Institution? | Joining Date | Leaving Date | Association type |
|-----|--------------------------------|-----|---|--------|---------------|------------------------|-------------------------|-------------------------------------|--------------|--------------|------------------|
| 1 | Dr Gaikwad Nanasaheb Suryabhan | 56 | Dean / Principal / Director / Vice Chancellor | Male | Ph.D | 354 | Yes | Yes | 17-01-1999 | | Regular |
| 2 | Deshmukh Vishnu Krushna | 58 | Associate Professor | Male | M.Sc. | 394 | Yes | Yes | 02-09-1985 | | Regular |



| | | | | | | | | | | | |
|----|----------------------------------|----|---------------------|--------|-----------------|-----|-----|-----|------------|----|---------|
| | Waman Somnath Baburao | 59 | Associate Professor | Male | M.A.(Economics) | 360 | Yes | Yes | 18-07-1988 | -- | Regular |
| 4 | Gadekar Namdev Laxman | 59 | Associate Professor | Male | M. Phil | 382 | Yes | Yes | 01-09-1986 | -- | Regular |
| 5 | Fasale Vilas Biru | 55 | Associate Professor | Male | M.Sc. | 352 | Yes | Yes | 01-04-1989 | -- | Regular |
| 6 | Thorat Jyoti Hansraj | 53 | Associate Professor | Female | Ph.D | 371 | Yes | Yes | 01-08-1987 | -- | Regular |
| 7 | Bakhale Sukhdeo Rakhmaji | 59 | Associate Professor | Male | Ph.D | 408 | Yes | Yes | 01-08-1984 | -- | Regular |
| 8 | Deshmukh Arun Khandu | 53 | Associate Professor | Male | M.Sc. | 353 | Yes | Yes | 04-01-1989 | -- | Regular |
| 9 | Bolbhat Sadashiv Narayan | 53 | Associate Professor | Male | Ph.D | 299 | Yes | Yes | 01-07-1993 | -- | Regular |
| 10 | Kale Anandrao Akaram | 52 | Associate Professor | Male | Ph.D | 287 | Yes | Yes | 01-09-1994 | -- | Regular |
| 11 | Sangale Bhusaheb Khandu | 47 | Associate Professor | Male | NET | 220 | Yes | Yes | 10-03-2000 | -- | Regular |
| 12 | Supekar Vaishali Prashantrao | 40 | Assistant Professor | Female | SET | 168 | Yes | Yes | 01-07-2004 | -- | Regular |
| 13 | Pawar Santosh Padmakar | 46 | Assistant Professor | Male | SET | 161 | Yes | Yes | 01-02-2005 | -- | Regular |
| 14 | Muthe Radhakisan Pandurang | 40 | Assistant Professor | Male | SET | 161 | Yes | Yes | 07-02-2005 | -- | Regular |
| 15 | Jadhav Ajit Shamrao | 46 | Assistant Professor | Male | M.Sc(Phy) | 287 | Yes | Yes | 01-09-1994 | -- | Regular |
| 16 | Karande Shahaji Rajaram | 49 | Assistant Professor | Male | Ph.D | 285 | Yes | Yes | 26-10-1994 | -- | Regular |
| 17 | Admure Namdeo Bhagwan | 43 | Assistant Professor | Male | Ph.D | 120 | Yes | Yes | 12-08-2008 | -- | Regular |
| 18 | Pokde Sanjay Tukaram | 41 | Assistant Professor | Male | M. Phil | 144 | Yes | Yes | 14-08-2006 | -- | Regular |
| 19 | Gaikwad Sanjay Sadashiv | 33 | Assistant Professor | Male | SET | 94 | Yes | Yes | 04-09-2010 | -- | Regular |
| 20 | Mahakal Shraddha Chandraashekhar | 35 | Assistant Professor | Female | SET | 94 | Yes | Yes | 14-09-2010 | -- | Regular |
| 21 | Randive Tansen Yadavrao | 36 | Assistant Professor | Male | NET | 107 | Yes | Yes | 14-07-2009 | -- | Regular |
| 22 | Kalhapure Balasaheb Babanrao | 47 | Assistant Professor | Male | Ph.D | 65 | Yes | Yes | 01-02-2013 | -- | Regular |
| 23 | Memane Sanjay Manohar | 34 | Other | Male | NET | 65 | Yes | Yes | 04-02-2013 | -- | Regular |
| 24 | Ughade Sakharan Sanya | 31 | Assistant Professor | Male | SET | 65 | Yes | Yes | 08-04-2013 | -- | Regular |
| 25 | Ugale Sapana Dagdu | 29 | Assistant Professor | Female | NET | 65 | Yes | Yes | 08-04-2013 | -- | Regular |

| | | | | | | | | | | | |
|----|------------------------------|----|------------------------|------|-----|----|-----|-----|------------|----|---------|
| | Jiwatode Vilas Ramkrushna | 36 | Assistant Professor | Mr | NET | 65 | Yes | Yes | 01-02-2013 | -- | Regular |
| 27 | Adsare Vishnu Balshiram | 41 | Assistant Professor | Male | SET | 65 | Yes | Yes | 01-02-2013 | -- | Regular |

